

# *Motion Parallax*

Jonathan Sokol

## Instrumentation

E♭ Alto Saxophone

Electronic accompaniment on CD

## Performance Notes

**Duration: 9 minutes 30 seconds**

**Alto Saxophone is transposed** in the score, but the Electronics are notated at sounding pitch.

Accidentals apply only to the notes in which they proceed, except for repeated notes.

Measurements of time above the saxophone staff refer solely to events that occur in the electronics; they are placed above the solo line for the player's benefit.

Notes in the electronics that are followed with \_ are held indefinitely until otherwise notated in the score.

Notes in the electronics that are surrounded by ( ) are a reminder and reference to the performer of certain pitches that remain sounding.

Left and Right speaker indications are marked as LS and RS, respectively.

Pitched material is notated as accurately and often as possible; graphic symbols in the score correlate with non-pitched material in the accompaniment. The most common representations are as follow:

- Wind-like sounds.
- Microtonal & Granular Activity.
- Non-pitched sounds that quickly pan from speaker to speaker.

## Spacing Suggestion

Speakers on stage should be turned slightly inwards towards the performer; the same applies to the rear speakers, if available.

Enough room should be cleared to allow the performer to travel on and off stage during the performance.

Right Speaker

Left Speaker

Saxophone

---

Stage

Audience

Rear Right Speaker (if available)

Rear Left Speaker (if available)

# MOTION PARALLAX

for E♭ Alto Saxophone and Electronics

Jonathan Sokol (2006)

**Off-Stage**  
Slowly, but in-your-face

Alto Saxophone

Long: 4"

As fast as possible

*più f* *molto!* *fff* *!!!* *f* *ff* *f* *mf* *poco* *(p)* *molto* *ff* *n.*

*n.* *sfz* *n.* *sfz* *f* *ff* *fpp* *n.* *ff* *mp* *f*

*Even more excited* *Drawn out, but intense* *Quickly and Excitedly*

*fpp* *n.* *ff* *più ff* *ffp* *ff* *f* *mf* *mp* *n.*

Gradually enter Stage; arrive by the end of this line

**On-Stage**  
Play freely, but almost in time (♩ = 180)

*subtone* *normal tone*

*pp* *p* *pp* *mp* *mp* *f*

0:00  
Strictly in time, establish a Groove ♩ = 180

*p* *mp* *mf*

Wind LS

*mp*

0:09  
*gradual accel to \**

*f*

Wind pans to RS

*p*

\* As fast as possible

*ff*

Wind in both speakers

*mf*

0:20

*ethereal tones* *Wind peaks, High Pitch*

*pp* *gradual poco cresc.*

0:30 0:36

*fff !!*  
 Harsh, bell-like *sf* *LS to RS* *f*  
*p* *dim. to n.* Low Rumble *n.*

0:40 0:44.5 0:55

*n.* Microtones, *fpp*  
*sub. pp, LS* (0:47) Hollow, wind-like  
*dim. to n. over 6"* RS *sf* LS Microtones, RS to LS  
*pp*  
 (rumble) *mp*

1:00 1:06 (1:08, same Groove tempo) normal tone, Slap-tongue

*As fast as possible*  
*fpp* *f* *n.* *pp* *mp*  
 Metallic, LS Microtone & Wind  
 Fade into RS Wind: slow cresc. to *mp* at 1:15  
*fpp* *n.* *sf* *n.* Microtone out

1:15

Normal tonguing 5:3 Echo-like, slightly slower ( $\text{♩} = 166$ )  
*ffp* *p* *f* *p* *f* *pp* *mf* *pp*  
 ethereal tones, RS *n.* *pp*  
 Wind pans RS to LS

1:22.5 1:26 1:35 1:40

Slowing down - - - - -  $\text{♩} = 120$   
*mf* *pp* *f* *sf* *fp*  
 Wind peaks, High Pitch High Pitch pans LS to RS, *f* Microtones, to RS (metallic, LS)  
 Broadly & Deliberately *fall* *growl*  
*sub. ff* Explosion

1:49 1:57.5

Quick, but Distant *subtone* slightly faster  
*n.* *f* *sub. f* *pp* *n.* *n.*  
 Resonant, bell-like, *mp* Resonance pans LS to RS  
 Microtones pan RS to LS *n.*



3:53 4:00

8va  
C

*f* *mf* *accel.*

Wind, *dim. to n.* Granular, fast, *pp*

Dim. to n. over 10"

$\text{♩} = 144$

*f* *ff* *mf*

*n.*

4:08

*f* *ff* *f*

High Pitch, RS, *pp*

4:15 4:20

*mp* *p*

Low Metallic, RS, *pp*

4:26 4:31.5 4:38

*mp* *f* *ff* *molto!* *mp* *p* *pp*


Quasi  $\text{♩} = 144$

*long*

*metallic, LS*

\* Soft enough to contrast with the previous phrase, but loud enough to be heard On-Stage

4:40 4:45 4:52 5:00


No vibrato  No vibrato

Hold as long as breath will allow

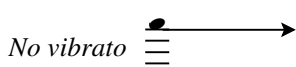
n.  $\leftarrow$  *ff*  $\rightarrow$  n. n.

Wind, LS to RS Wind, RS to LS Wind, LS to RS

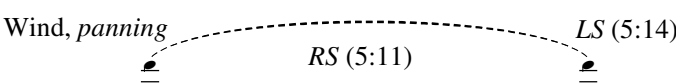
Microtones, slow, *ppp*



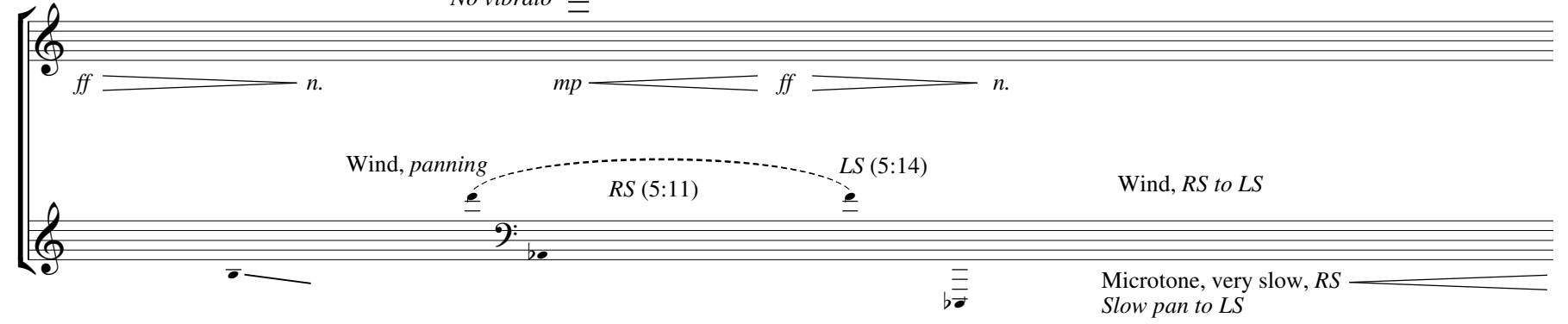
5:08 5:20

No vibrato 

*ff*  $\leftarrow$  n. *mp*  $\leftarrow$  *ff*  $\rightarrow$  n.

Wind, panning  Wind, RS to LS

Microtone, very slow, RS  
Slow pan to LS



5:26 5:32 5:36.5 ♩ = 84


*p* < *ff*  $\leftarrow$  *p* *mf*  $\leftarrow$  *f*  $\rightarrow$

High Pitch, panning, *ppp*  
Very Distant

Wind, LS to RS, becomes High Pitch


subtone *Smooth and Steady*  
*sempre pp*


LS, *ff*  $\leftarrow$  n. RS  $\leftarrow$  *mp*  $\rightarrow$  sub. *mf*, LS (c. 5:41)



5:46 5:53

Gradually enter Stage

*pp*  RS  $\leftarrow$  pan LS

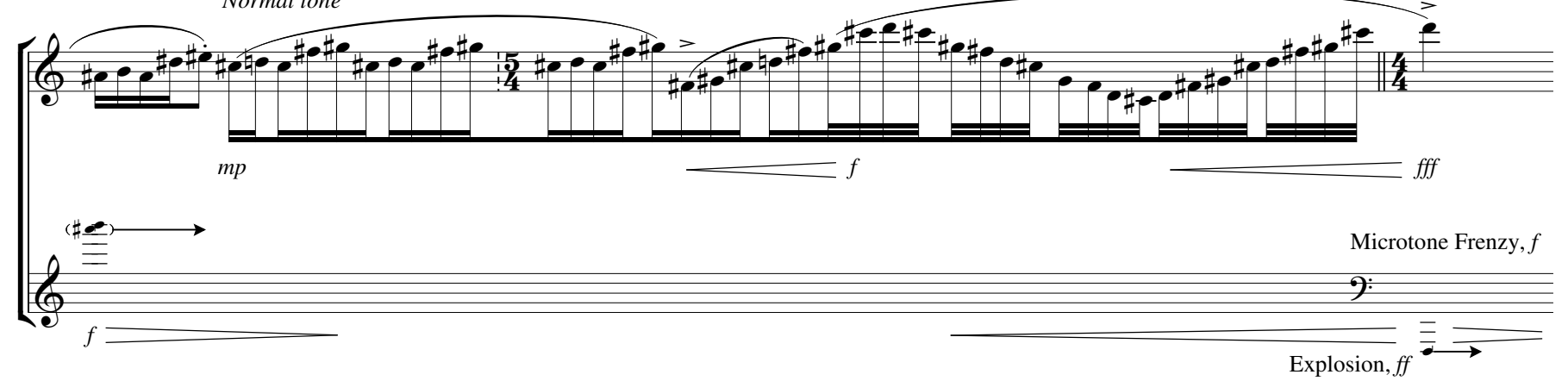


Normal tone On-Stage 6:00

*mp*  $\leftarrow$  *f*  $\rightarrow$  *fff*

Microtone Frenzy, *f*

Explosion, *fff*



6:08 *Hold 2" (c. 6:10)*, Broadly, Intense, Same Intensity 6:15.5 6:20

*f non dim. piú f* *ff non dim.* *ff*

*metallic, ff* *poco* High Pitches, *ff* Fast panning

*pp* → *LS* Explosion, *ff*

6:26 (c. 6:23) (c. 6:27) (c. 6:32)

*f* *ff* *ff* *f*

Slap-tongue Normal tongue, growl Groove ♩ = 180

Low Pitch, fast panning, *f* RS to LS

6:40

*p* *fff*

Sudden Stop!

With greatest intensity

6:44

*f* *ff*

Microtones, *ppp* Quick fall

Shake 6:55

*fff* *f* *ff* *!!* *ff*

Wind, *p* Microtones

After page turn, 16" before next entrance



**7:00** **7:06** **7:16** **7:24**  
*Paced, not fast!*  
*Open-mouth Slap*  
*(♩ = 120)*

*fff*  
*Resonance, f*  
*High Pitch, fff*  
*Microtone Chaos, ff*  
*Wind, ff*  
*Bass Explosion, ff*  
*Explosion, fff*

**7:34**  
*(cracking notes is alright)*  
*\*Slow, but intense!*  
*ff*  
*fff*  
*fff*  
*fff*  
*fff*  
*fff*  
*As loud as possible*

*High Pitch, ff*  
*Wind, 8va*  
*Reverberated Silence*  
*Resonance, ff*  
*Low Pitch, fast panning*  
*(c. 7:28)*

**7:40** **7:44.5**  
*Slowly exit Stage*  
*(c. 7:50) ♩ = 96*  
*subtone*  
*Repeat until Off-Stage; gradual dim.*

*mf*  
*pp*  
*n.*  
*Microtones, slow, ppp*  
*Wind, RS, pp*  
*(c. 7:56)*

*Final Explosion, fff*  
*Dim. to n. over 10"*

\* Each note to be played with greatest intensity throughout this section; take full breaths and spend it all for each note.

\*\* Highest note that can be held as long and loud as possible; release note as soon as explosion occurs.